



LINAC 2026

DAEJEON, KOREA

AUGUST 16-21, 2026

LINAC2026 Overview

Title: LINAC2026 – 33rd Linear Accelerator Conference

Dates: August 16 – 21, 2026

Venue: Daejeon Convention Center (107 Expo-ro, Yuseong-gu, Daejeon, South Korea)

Host/Organizer: Institute for Rare Isotope Science (IRIS) of Institute for Basic Science (IBS)
Korea Accelerator and Plasma Research Association (KAPRA)

Important Dates for Exhibition Participation

Category	Description	Date	Time	Remarks
Exhibition Register	Submission of exhibitor application and payment	Feb 03 – Jun 30	By 24:00	On website
Detailed Exhibitor Information	Submission of detailed information and payment	By Jul 15	By 24:00	Private Link
Booth Installation	Booth construction, electrical and internet installation	August 15	09:00-18:00	Coordinated by the Host
Move-In (Exhibits)	Delivery and setup of exhibits	August 16	09:00-12:00	
Exhibition Opening	Exhibition opens to participants	August 16	14:00	
Exhibition Hours	Exhibition open	August 16	14:00-20:00	Welcome Reception
		August 17	08:00-18:00	
		August 18	08:00-18:00	
		August 19	08:00-13:30	
		August 20	08:00-18:00	Conference Banquet
Move-Out (Exhibits)	Removal of exhibits	August 21	08:30-12:00	
Booth Dismantling	Booth dismantling and clearance	August 21	12:00-18:00	Coordinated by the Host

Event space Layout – Daejeon Convention Center

1st Floor: Welcome Reception / Lunch & Coffee Breaks / Exhibition / Poster Session

*Details may be subject to change depending on the booth registration status after the June 30 deadline and on-site operational conditions.
Final information will be provided at a later date.*

Booth Floor Plan

*Details may be subject to change depending on the booth registration status after the June 30 deadline and on-site operational conditions.
Final information will be provided at a later date.*

* Booth locations will be assigned according to the organizer's internal guidelines, with further details to be announced after the exhibition registration deadline.


Exhibition Booth Information – PREMIUM EXHIBITION BOOTH

PREMIUM EXHIBITION BOOTH

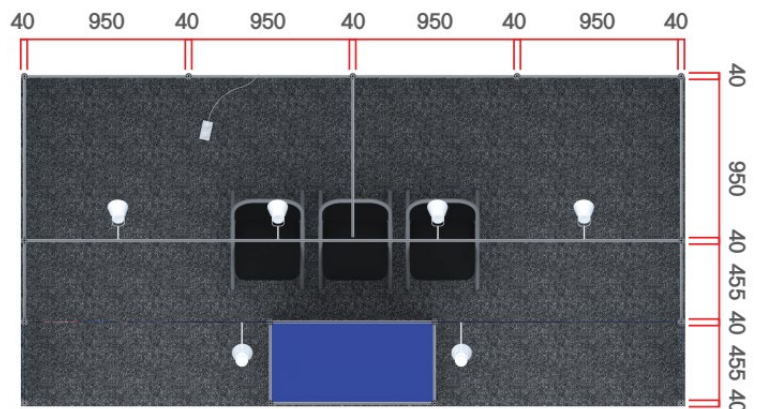
Basic Booth Design



Front View



Top View

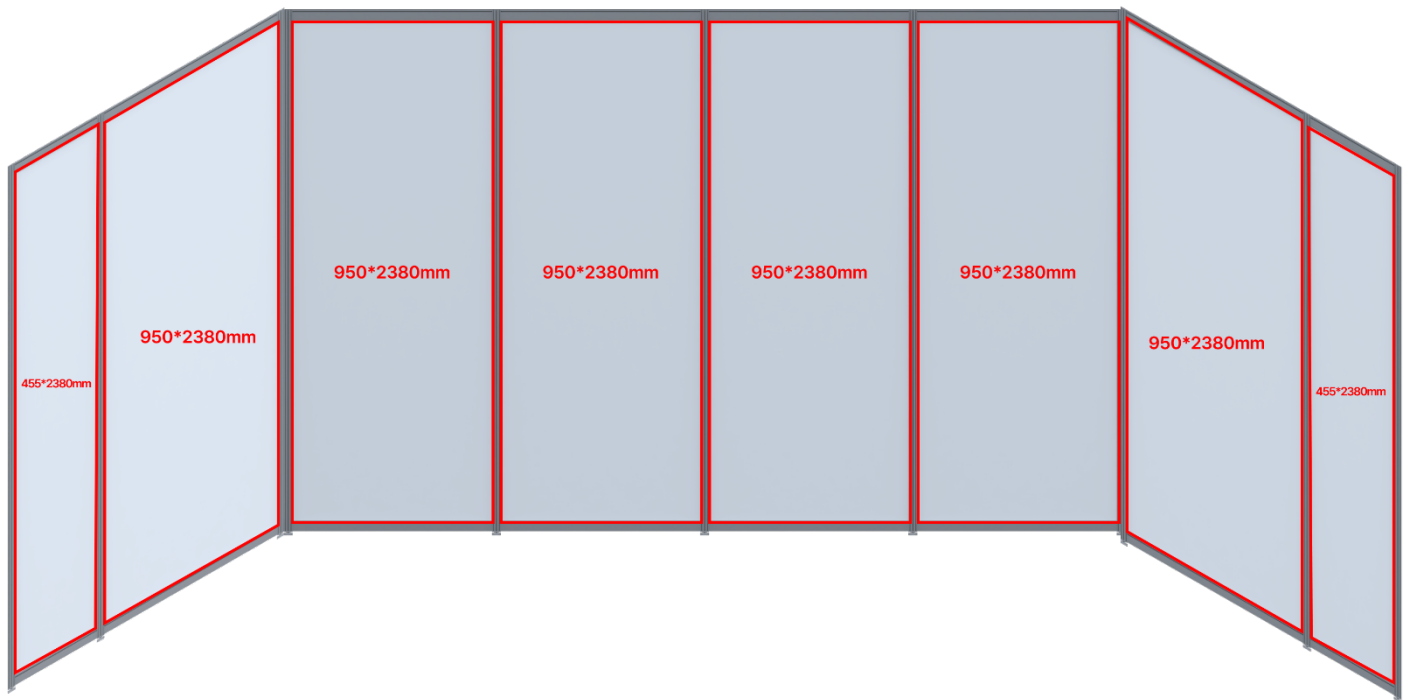


* The images shown are for illustrative purposes only and may differ from the actual setup.

Items Provided by the host

- The structure of booth will be uniformly constructed by the host on August 15th.
- Exhibitor space(4 m * 2 m)
- Information Counter 1ea
- Folding chairs 3ea
- Arm spotlights 2ea
- Spotlights 4ea
- Power outlet 1ea (1kW, 220V, 2 sockets)
- Company name Signboards 3ea (Upper fascia sign 1ea / Side signs 2ea)

Panel Dimensions



* Please refer to the above guidelines for booth decoration and display regulations.

Notes

- Exhibitors requiring additional electrical capacity beyond the standard provision must apply separately based on their total electrical load.
- Dedicated internet service is not provided by the organizer.
Exhibitors may use the complimentary public Wi-Fi provided by Daejeon Convention Center.
Exhibitors who require dedicated or wired internet service must apply separately.


Exhibition Booth Information – STANDARD EXHIBITION BOOTH

STANDARD EXHIBITION BOOTH

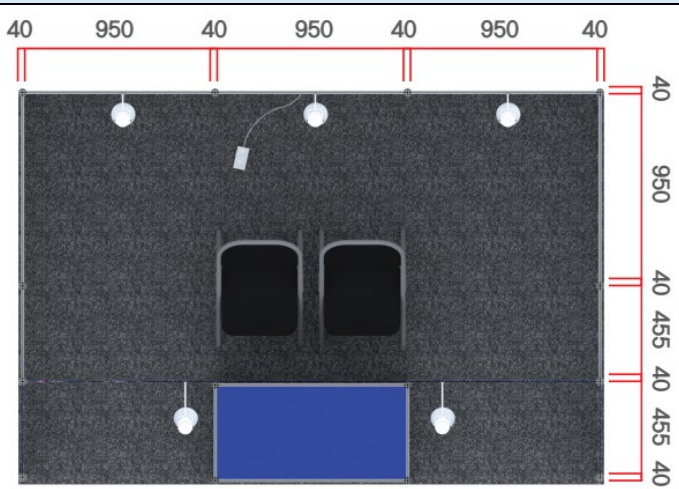
Basic Booth Design



Front View



Top View

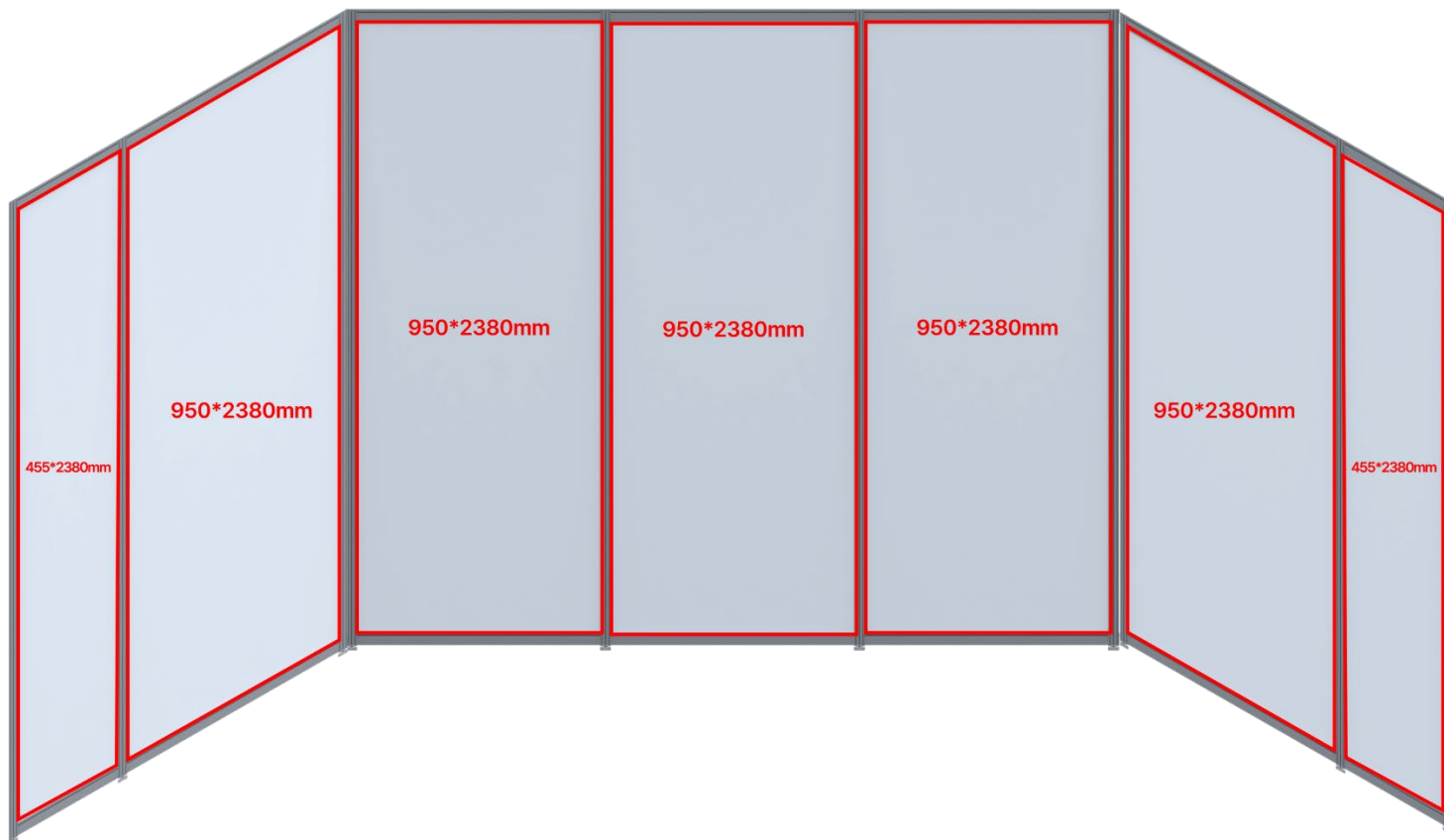


* The images shown are for illustrative purposes only and may differ from the actual setup.

Items Provided by the host

- The structure of booth will be uniformly constructed by the host
- Exhibitor space(3 m * 2 m)
- Information Counter 1ea
- Folding chairs 2ea
- Arm spotlights 2ea
- Spotlights 3ea
- Power outlet 1ea (1kW, 2 sockets)
- Company name Signboard 3ea (Upper fascia sign 1ea / Side signs 2ea)

Panel Dimensions



* Please refer to the above guidelines for booth decoration and display regulations.

Notes

- Exhibitors requiring additional electrical capacity beyond the standard provision must apply separately based on their total electrical load.
- Dedicated internet service is not provided by the organizer.
Exhibitors may use the complimentary public Wi-Fi provided by Daejeon Convention Center.
Exhibitors who require dedicated or wired internet service must apply separately.

Optional Services

Additional Electrical Power

- Additional power beyond the standard 1kW (1,000W): **USD 45**

Wired Internet (LAN) Connection

- Wired internet (LAN) connection: **USD 80**

Standard Wi-Fi service provided by the Daejeon Convention Center (DCC) will be available by default. However, wired internet is offered only upon advance request. Please note that on-site requests for LAN service cannot be accommodated.

Hanging Banner Printing & Installation

- Hanging banner printing and installation for booth panels: **USD 90 per piece**
- Maximum installation quantity:
 - Premium Booth: up to 6 banners / 960 × 2,350 mm each
 - Standard Booth: up to 5 banners / 960 × 2,350 mm each

*Exhibitors may also print and install their own banners. If this service is requested, exhibitors only need to submit the design file, and the Secretariat will handle printing, installation, and disposal after the event. **S-hooks will be provided.***



Premium Booth Example




Standard Booth Example

PVC Self-adhesive Graphic Sheet Printing & Installation

- Adhesive graphic sheet printing and installation for booth panels: **USD 80 per piece**
- Maximum installation quantity:
 - Premium Booth: up to 6 sheets / 960 × 2,350 mm each
 - Standard Booth: up to 5 sheets / 960 × 2,350 mm each

Exhibitors may also print and install their own graphic sheets. If this service is requested, exhibitors only need to submit the design file, and the Secretariat will handle printing, installation, and disposal after the event.



Premium Booth Example



Standard Booth Example

File Submission Deadline

After completing the payment, exhibitors must submit the final high-resolution design file by **Friday, July 31, 2026**. Please send the file to the LINAC2026 Secretariat at linac2026@ibs.re.kr.

Late submissions may not be accepted for printing and installation.

Booth Operation Guidelines

Booth Setup and Decoration

- Exhibitors may either prepare and install their own booth panel graphics or request the Secretariat's paid optional printing and installation services for hanging banners or printed vinyl graphics.
- Only removable materials may be attached to booth walls (e.g., banners, foam boards, hanging panels).
If any damage or non-removable adhesive residue is found on booth walls, restoration costs may be charged to the exhibitor.
 - ▶ **Prohibited Adhesive Materials**
 - General-purpose double-sided tape
**If double-sided tape is unavoidable, it must be applied over paper masking tape.*
 - Packing tape
 - Foam tape (high-adhesion type)
 - ▶ **Permitted Adhesive Materials**
 - 3M removable double-sided tape (residue-free type)
- Booth fascia signage may include the exhibitor's company name or product name. Exhibitors must submit the exact text to be displayed. Submitted text, including spelling and capitalization, will be used as provided and cannot be modified after submission.
- Exhibitors planning to bring in large or heavy exhibits that require access via the designated freight entrance (rather than the main entrance) must contact the Secretariat in advance.

Permitted Exhibition Area

- All exhibits must be displayed strictly within the assigned booth area and must not obstruct access to neighboring booths.
- If any exhibit interferes with visitor circulation or poses a safety concern, the Secretariat or on-site safety personnel may request immediate repositioning or removal of the exhibit.

Important Notices

- For security reasons, cleaning services inside individual booths are not provided, and exhibitors are responsible for maintaining cleanliness within their own booths.
- Any items remaining in the booth after the designated move-out period will be disposed of without prior notice. If residual materials such as plastics, wood, or other waste are left inside or outside the venue, disposal costs will be charged to the exhibitor.
- Even if only posters are displayed on the panels, all materials must be removed during move-out.
- Damage to venue facilities—including ceilings, walls, or columns of the Daejeon Convention Center (DCC)—caused by nails, thumbtacks, or other fixtures used to attach decorations or signage may result in restoration and compensation charges.
- The host is not responsible for any lost or stolen items and cannot provide compensation. Exhibitors are strongly advised to take extra care of their belongings, particularly laptops and other valuables.
- The use, handling, or bringing in of hazardous equipment or materials—including explosive, flammable, or gas-related items—is strictly prohibited within and around the venue.
- The sale of goods or merchandise is generally prohibited inside and outside the venue unless prior approval has been obtained.

Participation Information

Transportation Information

- **By car**
 - Navigation (Search Keyword): Daejeon Convention Center / DCC
- **Airport limousine**
 - Airport limousine routes vary by airline and Incheon Airport terminal. Timetables are subject to change and should be confirmed in advance.
 - **Incheon Airport Terminal 1 → Daejeon Complex Terminal**
: First bus: 06:20 / Last bus: 23:50
 - **Incheon Airport Terminal 2 → Daejeon Complex Terminal**
: First bus: 06:00 / Last bus: 23:30
- **Train**
 - **Arrival at Daejeon Station**
Daejeon Station (Subway Line 1) → Get off at Government Complex Station → Transfer to bus No. 705 or 707 at Dunsan Police Station → Get off at DCC (Approx. 40 minutes)
 - **Arrival at Seodaejeon Station**
Seodaejeon Station Intersection → Take bus No. 618 → Get off at DCC (Approx. 45 minutes)
- **Express bus**
 - **Arrival at Daejeon Complex Terminal**
Daejeon Complex Terminal → Take bus No. 102 → Transfer to bus No. 705 or 707 at Dunsan Police Station → Get off at DCC (Approx. 40 minutes)
 - **Arrival at Yuseong Intercity Bus stop**
Guam Station → Take bus No. 121 → Get off at DCC (Approx. 30 minutes)
 - **Arrival at Daejeon Government Complex Intercity Bus Stop**
Dunsan Police Station → Take Express Bus No. 3 → Get off at DCC (Approx. 20 minutes)

Parking Information

- Parking passes will not be provided to exhibitors.
- Parking Lot Size
 - The parking lot of the Daejeon Convention Center is divided into the DCC 1 and DCC 2 parking lots.
 - Parking lot DCC 1: 403 vehicles
 - Parking lot DCC 2: 737 vehicles
- Parking Fee

Less than 30 minutes	Basic Rate(per15 Minutes)	Maximum Daily Fee
Free	500 KRW	10,000 KRW

*50% discount for vehicles of national merit, disabled persons, compact cars, hybrid cars, and electric vehicles.